

Clear Lake Trowel & Trellis Garden Club



Clear Lake Trowel & Trellis Garden Club (CLTTGC) is a member of Mendo-Lake District Garden Clubs, California Garden Clubs Inc (CGCI) and the National Garden Clubs Inc (NGCI). We were founded on September 21, 1955, by five women who wished to create and promote interest in amateur gardening in Lake County.

March 2012
Vol. 1, Issue 6



Officers:

President:

Helen Turley

Vice President:

Linda Waterstraat

Treasurer:

Ginny Cline

Secretary:

Jo Douville

Parliamentarian:

Jo Shaul

www.clttgc.org
See us on Face



Columbine
Graceful nodding blossoms with delicate spurs. Long stems and delicate foliage make this a favorite cut flower. Perfect for filtered shade and rock gardens. Bloom spring to early summer.

Thyme with President Helen: I think you all know that spring is my favorite season and that daffodils are my favorite flower. Now, after participating in three Daffodil Teas, that is one of my favorite springtime events. By the time this Newsletter reaches your mailboxes, it will only be a couple of weeks before the spring Equinox, March 20, which just happens to be the date of this year's Tea.



I was curious so I wikipediaed (is that a word?) equinox. The name "equinox" is derived from the Latin aequus (equal) and nox (night), because around the equinox, the night and day have approximately equal length. Of course, you know that spring falls between winter and summer but did you know it is considered to "rule" over the months of March and April. In India, it is honored as the "King" of the seasons. It is thought of as nature's youth. It almost feels like Mother Nature is starting creation all over again since there are so many "New Beginnings".

Spring is a beautiful season. It is really a season of flowers—many kinds of flowers that make us know that spring has sprung. The lovely little crocuses seem to always pop up first. Swarms of bees rush at the flowers—humming around the opening buds and blooming petals. They loot the essence of flowers and make honey of it. Butterflies, too, are drawn to the flowers—flying here and there trying to decide which resting place is best—how could one possibly decide which one to choose with so many beautiful colors dancing and swaying in the wind!

(CONTINUED ON PAGE 3)



The Daffodil Tea will be held Tuesday, March 20, 12 noon, at the Bachelor Valley Grange on Government St in Upper Lake. Set up for the fifteen table hostesses will be on Monday, March 19 from 10-1. Remember, all members are invited to attend the tea. If you were unable to attend the last two garden club meetings, but plan to attend the tea, please let me know as soon as possible so we can arrange seating for you. Hostesses who have not given me the names of your guests, please let me know by March 9th. All members are asked to bring two or three dozen little tea sandwiches, cookies or bite-sized desserts. A huge thank you to all hostesses and those who have volunteered to make this special day possible. Any questions? Contact me at 245-4731 or lh20straat@mchsi.com Linda Waterstraat

TIME TO LIVE AND LET LIVE Jerry Shaul

Jerry, would you like to see what those gophers have done to my flowers? Settle down "City Girl", thank God for small wonders we don't have plant eating gophers maybe in part due to the many moles (genus scapanus) that roam the bowels of our top soil. You see moles are territorial in nature and will kill each other as well as other intruders while burrowing shallow tunnels that make ridges sometimes close enough to your precious plants to disturb and even uproot them. It is said, however, that the damage they do is more than offset by the elimination of grubs and other insects that feed on plants. You see Josephine, these small insectivorous mammals are eating machines that can burrow up to 300 feet while consuming their own weight in worms, grubs and insects on a daily basis. (mostly at night) Jerry, I don't care about all of that stuff just get rid of them! Well Josephine, I remember 42 years ago there was-



n't a single mole on our property. Neither did plants do well until you and I began to amend a "hard pan" nitrogen poor soil with organic materials. It wasn't long un-


til earth worms abounded followed by a population exposition of well equipped voracious tunneling machines. Its not like I didn't try to get rid of the little pests. A few examples: There were times when I sat very quietly with the old '98 12 gage shot gun in readiness. When the earth moved I fired and one time blew two perfectly good tomato plants completely out of the ground. You may not believe this but that furry little critter rose from the dust and defied me to shoot again. Another time I forgot to replace the buckshot cartridge with one with birdshot. A few of those nine 38 caliber balls ricocheted and broke two shop windows. After the neighbors complained of the gun shots I tried trapping. My weapon of choice was a guillotine like devise fitted with needle sharp prongs that were driven into the mole's tunnel by a powerful spring which was triggered by the moles movement through his tunnel. After driving two of the prongs through my hand accidentally - I abandoned trapping. That was 20 years ago and since then Mr. Mole and I have become distant friends. My advise to you Josephine and our garden club friends is to take the good with the bad and live and let live.



SUNSHINE LADY

Marva Brandt

I have run out of "Thinking of You" and "Get Well" cards. I also need blank cards as I like to write notes. I have lots of holiday and birthday cards. If anyone has extras, please bring them to the next meeting. *Marva*



Members, Have you lost or misplaced your name badge? If so, put \$6 in an envelope with your name on it as you want your name to be spelled and hand it to **Leanne**, and she will order you a new one. If you have only lost the magnetic strip, just put \$2 in the envelope and write your name and "magnetic strip only" on it.

**SAN FRANCISCO
FLOWER & GARDEN
SHOW**

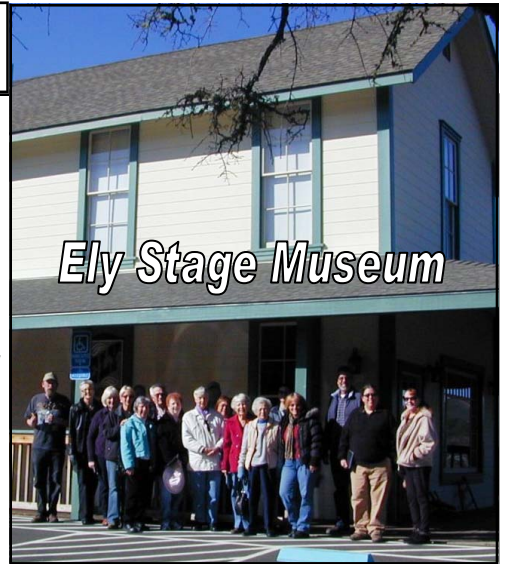
MARCH 21 - 25, 2012
SAN MATEO EVENT CENTER

Gardens for a Green Earth



Green Thumbs Up

On February 16 we had an excellent turnout for our field trip to the Ely Stage Stop Museum. Members of our Club met with Greg Dills and other members of the Historical Society and were given a tour of the building and grounds. The purpose of our visit was to access this site as a possible addition to our current Civic Beautification Projects. When we planned the budget, we added some additional funds for one additional site. The scope of this project is very large since the property consists of five acres. If you were at the February meeting, you heard Jerry Shaul, our native plant expert, present his ideas for getting started. Our main focus initially will be the front of the house. Jerry is currently working on a more formalized plan that will be presented to Greg and with the approval of him and his team; we will be able to proceed. Thank you, Jerry, and also Hans Dobusch for agreeing to co-Chair this project and it goes without saying that we all will need to pitch in and help once the work gets underway. Jerry suggested that we start potting any California natives that come up in our yards that we might later be able to transplant to the Stage Stop. To survive California natives should be transplanted in the cold winter weather. So maybe we can pot some immediately to re-plant next winter.



Ely Stage Museum



Green Thumbs Up

to Jo Jameson and everyone involved that made cards, bought cards, and made-up packets of Valentine for the Meals on Wheels-Lakeport Project. This workshop is part of our Garden Therapy Program. The Valentines were gratefully received. Thank You!



TYME WITH PRESIDENT HELEN con't

There are so many things to love about spring. Here are a few things some of you told me you love best:

Nora Gerrard: *As the mornings grow warmer and the sun shines earlier, I love to sit on my swing, close my eyes and listen to the calls and songs of the birds. One bird, in particular, has a very clear, distinctive beautiful song and when I hear it, it brings wonderful memories of my childhood growing up on a farm in Illinois and again when I lived in our home in Kelseyville. It brings joy and contentment to my heart and I know this day will be a very good day.*

Shirley Estrem: *Flowers, Flowers, Flowers—Mountain and Meadow wild time and Gardens' Glory.*

Ginny Cline: *New life—new hope.*

Jo Douville: *The weather and all the plants coming alive—birds returning; my favorite season.*

Barbara Swanson: *Colorful spring flowers and new growth on shrubs and trees.*

Jo Shaul: *Trees leafing out. Looking out from my kitchen window and seeing the new leaves.*

I'm looking forward to seeing you all at the Daffodil Tea as our Garden Club family celebrates another first day of spring together--another "New Beginning".



Kelseyville Kid's Garden: I talked with Helen Finch today and she was thrilled to get the news that we voted to give them \$250 from our Scholarship Fund. She would like to come to our April meeting and have the check presented. She will come or have one of her volunteers there with some of the kids to talk a little bit about what they are doing.


Spinach and Sweet Potato Salad GINNY CLINE (served at District meeting)

DRESSING:


- 1 tbsp orange juice
 - 2 tsp apple cider vinegar
 - 1 tsp olive oil
 - 1/2 tsp Dijon mustard
- Mix well and let sit about 10 minutes before dressing salad

- 1 small cooked sweet potato-- cooled-cut in small bites
- 2 cups baby spinach washed and trimmed
- 1 tbsp. golden raisins


Toss together and enjoy



PENNY PINES:



Carmen Carpenter
Receives 58th
Penny Pines
Certificate



Green Thumbs Up

to **Barbara Swanson, Leanne Harvey and Linda Waterstraat** for digging out some pretty tough weeds at the Resource Center in Kelseyville. The job took about two hours and the planter is now ready for some irrigation, new soil and rosemary.

More on that next month...

Carrot Cake BY VALERIA MUSE & PAM HELD (served at District meeting)

- 2 cups sugar
- 1/4 cups oil (olive oil was used)
- 3 eggs
- 2 tsp vanilla
- 2 1/4 cups flour
- 1 tsp cinnamon
- 1 tsp nutmeg
- 1 1/2 tsp salt
- 2 tsp baking soda
- 2 cups grated carrots
- 1 cup drained crushed pineapple
- 1 cup chopped nuts (Lake County walnuts the best !!)
- 1 cup flaked coconut

Mix sugar, oil, eggs and vanilla until creamy. Mix flour with soda, salt and spices. Add to creamed mixture. Add carrots, pineapple, nuts and coconut. Blend well.

Pour into well oiled 9x13x2 inch baking pan. Bake at 350 degrees for 40 -45 minutes or until toothpick inserted in the middle comes out clean.

Icing

Melt 1 cup sugar with 1/2 cup butter or margarine (butter was used)

Add

- 1/2 cup buttermilk
- 1/2 tsp baking soda
- 1 Tablespoon white Karo syrup

Boil five minutes. Cool slightly then add 1/2 tsp vanilla

Pour over hot cake.


Serve with whipped cream

SPOTLIGHT—GARDEN OF THE MONTH Jo Jameson



My rose garden is situated in a 15x30 foot rectangle on the west side of the house with 2 pergolas at each end planted with wisteria and trumpet vines. Under planting gives a profusion of color from calendulas, alyssum, snapdragons, pineapple sage, valerian, lavender, love in a mist, larkspur, dianthus with other herbs mixed in.

One very hot afternoon, I was checking to see if I'd turned off the water in the 7X30 foot rectangle and as I leaned over to get my balance, I noticed how hot that west wall was and decided something must be done to cool my plants off. I built two lattice screens that not only provided a micro-climate for more iris, canthus, chrysanthemums, calla lilies and amaryllis and lemon verbena, one also provides shade for the trunk of the Japanese maple. The screens help your eye wander away from the kerosene tank and air conditioning unit. Bird baths and a thistle seed sock encourage and entice the gold finch to my garden. With tea in hand, I meander to my little back courtyard which was inspired while taking a landscaping class at Mendo. Pittisforum is being replaced with cascading rosemary, but the rest of the area remains the same with junipers, tall rosemary and escallonia surrounding a fountain which provides hours of entertainment as the birds flit about, dipping into the water then flying into the fruitless mulberry to preen. I pause on the mini deck and finish my tea as I look out over the lake to that beautiful mountain and think 'yes, here I have been planted too, a transplant for sure, but here I'll stay even if I must make the garden even smaller'.



"Now is the time to plant natives."
Jerry Shaul



Green Thumbs Up



to Sue Gardner-Neumann and Diane Nielson for keeping the cupboards stocked and assisting hostesses with their duties. **Sue and Diane** continually work in the background at our many functions, as many of you do also. It has been said before, but I'll say it again, if it weren't for everyone coming together and backing up our leaders and chairs we wouldn't be the great club that we are. Good Job! FYI- our Hostess Chairs will be providing Cream and Sugar for the Daffodil Tea.



Green Thumbs Up

to new member **Pam Cochrane** for helping to stuff seventy-five bags with Smokey the Bear treats for the children at Lakeport Elementary School who participated in the Smokey Bear/Woodsy Owl poster contest. The children received pins, rulers, pencils, erasers, pencil sharpeners and stickers. By the way, Pam provided fresh, hot coffee and a delicious homemade cinnamon coffee cake which made the job even more pleasant!

Lake Ka-Ba-Tin
Flower Arrangers—
Design Type of Choice
Using Daffodils




Clear Lake Trowel & Trellis Garden Club

Return mail: Pres Helen Turley
PO Box 1903, Lakeport, CA 95453-1903

The club meets at 12:00 pm
on the 3rd Tuesday of the month.
Scott's Valley Women's Club House
2298 Hendricks Road
Lakeport, CA 95453

Garden Club Affiliates

- **National Garden Clubs, Inc.**
(www.gardenclub.org)
National President: Shirley S Nicolai
- **Pacific Region**
DHinchey@alaska.com
Director: Debbie Hinchey
- **California Garden Club, Inc.**
(www.CaliforniaGardenClubs.org)
President: Julie West
- **Mendo-Lake District Garden Club**
(www.mendolakegardenclub.org)
District Director: Virginia Stranske



Every Year a New Beginning!



Forget-me-nots

MARCH 2012

- 1 *Happy Birthday Ginny Cline!*
- 6 10:30am (Tues) Garden Therapy-Clearlake
- 6 *Happy Birthday Evy Escalante!*
- 7 *Happy Birthday Mary Welsh!*
- 8 *Happy Birthday Jerry Shaul!*
- 8 10:30am (Thur) Garden Therapy-Lucerne
- 11 *Happy Birthday Roland Ellsworth!*
- 13 Lake Ka-Ba-Tin Redbud Flower Arrangers
DATE CORRECTION TO YEARBOOK
Theme: Design Type of Choice-
(practice for Daffodil Tea)
10:00am (Tues), St John's Episcopal Church

19 Tea Setup: 10am-1pm

20 Spring Daffodil Tea

NO Regular Club Meeting

20 *Happy Birthday Helen Turley!*

21-25 *SF Flower Show*

16 11:00am (Fri) Redwood Arrangers- Ukiah

23 *Happy Birthday Rena Clifton!*

26 *Happy Birthday Betty Atwood-Reyna!*

29 *Happy Birthday Pam Held!*

*Deadline for newsletter articles is the fourth
Tuesday of each month.*



Anyone who would like to could also pot some plants to sell at a "mini-plant sale" on the Sunday of Memorial Day Weekend (May 27th) at the Kiwanis Craft Sale. Kiwanis will donate the space to us. For more information contact Joyce Porterfield. 279 -8606.