

Clear Lake Trowel & Trellis Garden Club



Clear Lake Trowel & Trellis Garden Club (CLTTGC) is a member of Mendo-Lake District Garden Clubs, California Garden Clubs Inc. (CGCI) and the National Garden Clubs Inc. (NGCI). We were founded on September 21, 1955, by five women who wished to create and promote interest in amateur gardening in Lake County.

October, 2016
Issue 2



2015-16 Officers:

President:

Dana Benjamin

Vice President:

Debra Watson

Maureen Braiser

Treasurer:

Karen Yows

Secretary:

Kathy Steinberg

Parliamentarian:


Nancy Benkelman

www.clttgc.org

See us on Facebook

Fall Planted / Spring
Blooming — UC Davis

Allium	Narcissus
Amaryllis	Calla
Freesia	Watsonia
Hyacinth	Tulips
Ranunculus	



THYME WITH PRESIDENT DANA

October is upon us and Fall is in full swing! This is one of my favorite months of the year. I love the Fall colors and the changes in the Garden. Many of our plants rest for the winter and reappear with a burst of new beauty in the Spring. Mulching in the garden is not only important for weed control and water conservation, but it also protects our plants from the usual cold snaps we have in Lake County. Halloween is just around the corner and is a Holiday I really enjoy because there are no expectations-you can celebrate, or not-and it is perfectly fine! On the rainy days that are going to appear in the next several months the indoor confinement can be put to good use in regards to our gardens. This is a time to search all of the wonderful seed catalogues and decide what we want to plant when Spring returns. It is also a time to think about plans and designs for our gardens. Old gardens can have a “makeover” or “facelift”, and new gardens can be designed as we sit sipping tea in front of the crackling fire with rain tapping our window panes.



Exceptional Landscapes are created by using the elements and principles of design. These basic elements include line, form, texture, color, pattern, mass and void, space, and light & shadow. Line defines the limits of the space. Form is the shape or silhouette of an object. Texture is the surface quality of the object, whether it be a plant or hardscape. Color is the phenomenon created by light and can have a variety of characteristics, such as brightness and opacity. Pattern is an arrangement of forms and often is repetition. Mass is created by three dimensional objects in space. Void is space that surrounds a mass. Space is open area in or around a design. Light creates the bright and shining parts of the design. Shadow creates parts untouched by light and is the dark or less clearly seen parts of the design.

Landscape Design is “Visual Thinking” and not everyone sees equally well! Landscape Design goals are to serve the needs of people and make the world a more pleasant place. I hope the Trowel & Trellis Garden Club Members take time out during our wet season, enjoy the indoors, but keep their gardens always in mind with new ideas for beautification. So when the weather is bleak get out your pencils and sketching paper and create a new plan for the garden!



HOSTESS FOR OCTOBER:

Shirley Estrem
Ann Blue
Irene Didescu



SUNSHINE REPORT by Ann Blue

Marva Brandt
Bonnie Brady



Ann Blue would like your help...HELP!!! Please let her know if you or a member that has come to your attention and is going through a rough time could use a little sunshine in their life. She sends out cards from CLTTGC as soon as someone lets her know. Please help by letting her know.



September's Speaker: Will Gonzales AIFD



'Frosted Explosion' is a clump-forming, deciduous, perennial grass with flat, linear, upright, grey to blue-green leaves that turn yellow in autumn and long, airy panicles of tiny, purple-grey flowers in early autumn.

The airy flower plumes add sparkle to bouquets and landscapes. A productive filler for bouquets, and carefree bedding plant.

For cut-flower production, keep harvested for second and subsequent flushes of stems. Ht. 24-32".



GERALD SHAUL SENIOR



In 1985 Clear Lake Trowel and Trellis Garden Club created Hartley Cemetery Memorial Gardens located next to the Chapel. Trees, bulbs, and shrubs are all in memory of garden club members. Members still maintain the memorial garden.

There are two plaques kept inside the Chapel that list the names of deceased garden club members. The latest name added to the 2 plaques is Jerry Shaul, Sr., who supported the garden club in so many ways including working many hours on the memorial garden.



Club voted to release funds to schools as follows:

- \$2,000 Lower Lake Elementary
- \$1,000 (\$200 each Cobb, Upper Lake, Kelseyville High, Kelseyville Elementary, Terrace Middle)
- \$ 500 Mt Vista Middle-Kelseyville
- \$ 500 Lower Lake High (4-FFA Jackets)
- TOTALS: \$4,000



Green Thumbs Up



Congratulations to Heide Thomason! She won a First Place Ribbon at this years Lake Co Fair.



OCTOBER SPEAKER:

Colleen Rentsch
"The Lake Co School
Farm to Cafeteria Program"



Garden Fresh Zucchini Lasagna

Thinly sliced zucchini is layered with homemade tomato sauce, sausage, and three cheeses in this version of a much-loved comfort food.

Author: Grow a Good Life

Ingredients

3 medium zucchini
1 pound bulk Italian sausage (optional)
1 tablespoon olive oil
1 garlic clove, diced
1 small onion, diced
4 cups tomato sauce
2 cups ricotta cheese
2 cups mozzarella cheese, grated
1/2 cup Parmesan cheese, grated
2 eggs
1/4 cup fresh parsley, chopped
salt and pepper to taste



Instructions

Rinse and slice the zucchini into 1/8-inch strips (about 3 mm) using a knife, mandolin, or vegetable peeler. Pat the zucchini dry with a clean towel and set aside.

In a large skillet, over medium heat, add the olive oil and sauté the onion until it is tender. Add the garlic and sausage and cook it until the sausage is no longer pink. Add the tomato sauce and salt and pepper to taste. Reduce the heat to low and simmer sauce for 15 minutes or longer. In a medium bowl combine ricotta, Parmesan, half of the mozzarella, and eggs. Reserve about 2 tablespoons of parsley to sprinkle on top of the lasagna, and add the rest to the bowl. Mix well and set aside.

Preheat oven to 350°F.

Ladle sauce to cover the bottom of a 9 x 13 pan. Layer the sliced zucchini over the sauce overlapping the edges slightly. Layer the cheese mixture, and follow with a layer of meat sauce. Repeat layering until the pan is full. Top with remaining mozzarella cheese and sprinkle with the reserved parsley.

Cover the pan tightly with foil and bake for 45 minutes. Then uncover and bake for an additional 15 minutes or until bubbly. Remove the zucchini lasagna from the oven and let it stand for 15 minutes to set before cutting.

Serve and enjoy.

LAKE KABATIN REDBUD ARRANGERS:

Arrangements using vegetables.
Any Style.



CHRYSANTHEMUM SHOW "FLOWER FRIENDS WITH MUM"

Friday, November 4th, 2016

Lakeport Yacht Club


Free to the Public

1:00-4:00pm



Changes & Corrections:

- * The information in the yearbook under Chairs, Duties, and Events Descriptions on Page 12 in not correct.
- * The Lake Kabatin Redbud Arrangers has changed their meeting date for November only. They will meet on Tuesday, November 1st (not the 8th) at 1:30pm, at St John's Episcopal Church. The reason for the change is so they can meet to practice prior to the Mum Show.
- * Anyone in the club can make an arrangements.
- * See Barbara Swanson or Shirley Estrem for more information.



Chrysanthemums Care (Kingsmums)

Lateral Removal: Large flowered types will only achieve their full potential of size and form if growth is restricted to several stems, three being an average. All side laterals or branches must be removed as they occur. Remove them when they are short and soft so they so not rob the stem and developing buds of potential growth.

Disbudding: Large flowered types will only reach their maximum size if flower buds are restricted one to a stem. For best results, remove all but the largest center bud in a terminal bud cluster. Some bud clusters will contain from 3 to as many as 5 buds. Crown buds which are the first to occur and are born singly, produce the earliest and largest blooms.

Clear Lake Trowel & Trellis Garden Club

www.clttgc.org

Return mail: President Dana DiRicco-Benjamin
10940 Elk Mt Road, Upper Lake, CA 95485



The club meets at 12:00 pm
on the 3rd Tuesday of the month.
Scott's Valley Women's Club House
2298 Hendricks Road in Lakeport

Garden Club Affiliates

- **National Garden Clubs, Inc.**
(www.gardenclub.org)
- **Pacific Region**
(www.pacificregiongardenclubs.org)
- **California Garden Club, Inc.**
(www.californiagardenclubs.org)
- **Mendo-Lake District Garden Club**
(www.mendolakedistrict.org)
District Director: Gary Bodensteiner
Assistant Director: Rhea Pitchard




Forget-me-nots



OCTOBER 2016

- 11 **LKRA 'Arrangements using Vegetables'**
(Tues) 1:30pm, St Johns Episcopal Church
1190 N Forbes St, Lakeport
- 18 **Regular Club Meeting: Noon**
12:00 noon Social Time / Refreshments
12:30pm Speaker: Colleen Rentsch,
"The Lake Co School Local Farm to
Cafeteria Program"
1-1:30pm Flower Roll Call
1:30 pm Business Meeting

Clear Lake State Park Stroll



October Field Trip

10am

Date TBA

acorns
apple cider
autumn, apples
bonfire, boots
brown corn
cool weather
cozy
crows, crisp air
full moon, hot cocoa
frost
halloween
fog
fall
rain, love, melancholy
leaves
harvest, pumpkins
october, raking, leaves, walks, red
tea, sweaters
scarecrow, sweatshirt, octoberfest, yellow

Deadline for newsletter is the fourth Tuesday of the month (Tuesday following meeting date).