

# Clear Lake Trowel & Trellis Garden Club



Clear Lake Trowel & Trellis Garden Club (CLTTGC) is a member of Mendo-Lake District Garden Clubs, California Garden Clubs Inc (CGCI) and the National Garden Clubs Inc (NGCI). We were founded on September 21, 1955, by five women who wished to create and promote interest in amateur gardening in Lake County.

January 2013  
Vol. 4, Issue 1



## 2012-13 Officers:

**President:**

**Leanne Harvey**

**Vice President:**

**Carol & Hans  
Dobusch**

**Treasurer:**

**Ginny Cline**

**Secretary:**

**Helen Turley**

**Parliamentarian:**

**Jo Shaul**

[www.clttgc.org](http://www.clttgc.org)  
See us on Face



## Thyme with President Leanne:



The longest days of winter are behind us and already I see the narcissus and daffodils poking their green heads up through the areas where the leaves have been raked and also through the areas I haven't quite made it to yet. Fortunately, gardens can be forgiving. Gardens have many lessons to teach. Patience and care do prevail over neglect. So go out and do a little raking. Give a friend or a loved one a hug or a call or a heart-felt thank you! Take a flower or a cutting to a friend. Our gardens provide us with opportunities to pass kindness on to others

Exercise your Passions: *Flora, Friends, and Fun!*



## The CGCI 2013 Winter Board Meeting.

"Explore the Riches of the Golden Foothills District," will take place from Tuesday, February 5

through Friday, February 8, 2013 at the Holiday Inn, 120 Grass Valley Highway, Auburn, CA 95603 (530-887-8787 / 800-465-4329). Co-Chairmen Myrtle Findley and Joan Craig, as well as the members of the Golden Foothills District (host), welcome the attendance of all garden club members. A full agenda has been planned with lots of activities for everyone! Please note hotel reservation deadline of January 15, 2013 to obtain the special CGCI rate. Also note registration form postmark date of January 15, 2013 to avoid paying a \$15 late registration fee. District Directors may collect donations from their members and bring them to Winter Board in Auburn for the '**Gently Used Books Fundraiser**'.

**Reminder: Board & Chairs meet at 11am, prior to meeting.**

## January Tips and Hints from the President

### How can you tell if a plant is root bound?

1. Your finger can't penetrate the top few inches of the soil
2. You can see the roots in the drainage holes or massed above the soil
3. Lots of leaves are dying & fertilizing or changing how you water it doesn't help.
4. Leaves wilt even shortly after you water your plant
5. The plant has stopped growing. New leaves may come but not new shoots.
6. Pull the dang plant up out of the pot and take a look! It will be very clear that it is time to give it a bigger home-(pot)!

**SUNSHINE REPORT**  
by Marva Brandt



Thanks to Carol Dobusch for sending cards out while Marva recovers.

**Thinking of You -  
Nancy Bailey, Jo Douville,  
Michelle Wisler**



Linda Waterstraat is collecting  
Box Tops for local schools -  
worth 10 cents each.



**Mendo-Lake District NEWS**

District Winter Board Meeting  
Golden Rule Mobile Village Clubhouse  
16100 North Hwy 101

**Date: Jan 23rd**

Lunch \$15 Checks to Willits Garden Club  
Larry Stranske,  
338 Pine Street, Willits, CA 95490-3331

**Reservation Deadline Jan 14th.**

All members and guests welcome with RSVP.

Club:

5 delegates needed for this meeting  
Item for the opportunity drawing  
White elephant items  
Potted Plants with name & price for the sale table

M/L Dist Nominating committee – Jo D volunteered but *if* she is unable to attend because of her recent surgery, we'll need a person to stand in for her.

**M/L Dist Spring Meeting**

**A volunteer needed to chair this event that  
CLTTGC will be hosting on April, 2013.  
Speak with Ginny C or Leanne for details.  
Barbara S will mentor the chair for this event.**

**Dear Dahlia,**

Q: My bromeliad (air plant) isn't doing well.  
Could I be over watering?  
From "Help I'm Drenched!"



A: Dear "Help I'm Drenched,"  
Recently I had the same problem. I took Barbara Swanson's advice and filled a bowl first with rocks and then with water and set my pathetic looking bromeliad in its pot right on top of it. Now the plant has sent up a new shoot and is looking much better. The number one cause of house plant death is over watering and bromeliads are especially susceptible.

*Dear Dahlia signing off hoping you all stay dry and happy in the rainy season.*



**CGCI AWARD Deadlines:**

All entries must be postmarked either  
**DECEMBER 1, 2012 or JANUARY 10, 2013** -  
- check the award description on line to find  
which postmark date applies to your entry  
or see Jo Shaul.




**KITCHEN GARDEN CLUB**

Jan 12th. 1 PM. At Leanne's house,  
900 Samuelson Court, Lakeport.

**Spreading Seeds of Friendship**

We will be looking through seed catalogs, finding great things to order for our vegetable, flower and berry gardens. I have a Gurney's Seed and Nursery Co and a Baker Creek Heirloom Seed catalog. Consider searching for seed ideas for our plant sale. Some people may want to order seed packets together to increase their personal varieties. Please bring any good seed catalogs you might have.

Coffee and tea will be served.  
If you wish, please bring a food item to share with other members.



Call Leanne to let her know if you can make it! 263-0850 or LKHarvey@mchsi.com Please volunteer to host the Kitchen Garden Club in Feb., March, April or May. It's fun!





**With GRATEFUL hearts,  
THANK YOU TO THE FAMILIES  
SACREIFICING for FREEDOM!**

## Green Thumbs Up



Pam Held volunteered a spot under her house to keep all the equipment


## Green Thumbs Up



Wreaths are now delivered and tools and machines are once again resting until next season. Hopefully our members too are rested and ready for the holiday season. What a great team of dedicated wreath makers we have! Nancy Benkelman jumped right in and lead us on this year's wreath making fund raiser. I counted (30+++ ) members and guests who expended an amazing amount of work, knowledge and technical skills for the club's benefit. Each of us did it with a terrific work ethic and positive attitude to complete the big job of making wreaths. We pre-sold and then made 112 wreaths and then on Friday we made wreaths for members.

Thank you all for giving so much of your time and energy! CLTTGC members really are the best! Wishing you health, happiness and the continued ability to share the special gifts you have with others.

Love, The wreath making team



**2012  
Wreath Making**







# 2012 Christmas Luncheon



## Green Thumbs Up

**Betty** did a wonderful job, and she should receive kudos for all her organizational skills in finding a beautiful location for our Christmas luncheon. Kabatin arrangers made the tables gorgeous with their arrangements. We all enjoyed one another's company. Betty adorned the tables with keepsake Christmas mugs filled with goodies for us to take home. A lemon for Christmas cooking and a chrysanthemum cutting added to the festivities. The Lake Family Resource will benefit from the generous donations of our club members. Linda W will have \$120 to spend for needed items for the shelter. Thanks to all who donated and participated.



## January's Featured Plant

January's Featured Plant Narcissus/Daffodil  
Narcissus and Daffodils are easy to grow, and they let us know spring is on the way. The Daffodil Tea put on each year by the Clear Lake Trowel and Trellis Club highlights their beauty, versatility and diversity. Greek myth talks about a young man named Narcissus who thought he was so beautiful that it got him turned into this beautiful flower.

### Growing Tips:

- Plant in humus rich soil to a depth of about 3 times the length of the bulb.
- They enjoy the sun
- Fertilize with bone meal
- Insects and deer don't like them.

### Prune:

- Deadhead spent flowers by breaking them off just below the dead bloom
- Do not cut green foliage because the plant needs it for next year's growth
- Yellowing and drying foliage can be hidden with Daylilies
- Thin plants every 3-4 years by digging and dividing after the leaves have completely died back in the summer.

### Propagate:


They multiply easily and when you dig them, you'll find new bulbs have begun.



Featured on  
[clttgc.org](http://clttgc.org)  
- check it out.



**TALL Tomato cages WANTED:** If you have tall tomato cages you aren't using, please bring them to a meeting for the CLTTGC's mum garden at Leanne's or for another member who is now growing mums! You can give them away or ask Doris to sell them at her wonderful Plants and Talents table.



## Plant Sale reminder:

Jo D needs our help to make this plant sale a success. Have YOU started your plants, or dug-up those extra plants that pop up in your garden. We can sell those self starters. We'll need every able person to pitch-in for this fund raiser event. Bring extra pots for planting. etc...



Dear Dahlia Says: "If you take a cutting from a plant, it will have the same plant DNA as its parent and the same characteristics. If you take a seed from a plant or a plant that pops up from a seed, it may have the characteristics of both parents."



**Be faithful in small things  
because it is in them that your  
strength lies. Mother Teresa**



## Hanging Soda Bottle Garden:

### Supplies:

Clean 2 liter soda bottle  
Razor blade  
Duct tape  
Hole puncher  
Thick twine or thin rope  
Power drill  
Potting soil & plant

Cut off the bottom third of the soda bottle & wrap duct tape around the edges, allowing an extra inch of tape above the rim. Cut three-four slits around the tape and fold over.

Punch two holes on the right and left side of the taped rim. Thread the twine through the holes from the inside out, leaving enough for hanging. Drill a drainage opening in the cap and screw it back on. Add potting soil and plant water regularly.



(Chronicle Garden by Kimberly Gomes)  
Submitted by **Sue Gardner-Neumann**



## Clear Lake Trowel & Trellis Garden Club

Return mail: Pres Leanne Harvey  
PO Box 824, Lakeport, CA 95453-0824

The club meets at 12:00 pm  
on the 3rd Tuesday of the month.  
Scott's Valley Women's Club House  
2298 Hendricks Road  
Lakeport, CA 95453

### Garden Club Affiliates

- **National Garden Clubs, Inc.**  
([www.gardenclub.org](http://www.gardenclub.org))  
National President: Shirley S Nicolai
- **Pacific Region**  
DHinchey@alaska.com  
Director: Debbie Hinchey
- **California Garden Club, Inc.**  
([www.CaliforniaGardenClubs.org](http://www.CaliforniaGardenClubs.org))  
President: Julie West
- **Mendo-Lake District Garden Club**  
([www.mendolakegardenclub.org](http://www.mendolakegardenclub.org))  
District Director: Virginia Stranske



## EXERCISE YOUR PASSIONS: FLORA, FRIENDS



## Forget-me-nots

January 2013

- 3 Garden Therapy-Lucerne (YB-pg17)
- 8 Lake Ka-Ba-Tin Redbud Flower Arrangers  
10am St John's Episcopal Church  
1190 N Forbes St, Lakeport  
'Dried, Named Style of Choice'
- 12 Kitchen Garden Club Meeting - 1pm  
'Spreading Seeds of Friendship' - info on pg 2  
Leanne's house (see YB for address)
- 15 Regular Club Meeting  
Hosts: Carol & Hans D, Ginny C  
12 Noon Social Time  
12:30pm 'Birds of Africa', Lyle Madeson  
1pm Flower Roll Call  
1:30pm Business Meeting

- 18 11:00am (Fri) Redwood Arrangers- Ukiah
- 19 *Happy Birthday Ann Blue!*
- 23 ML District - Winter Meeting - info on pg 2.
- 27 *Happy Birthday Katherine Lewis!*

Newsletter's deadline-4th Tues (1 week from meeting date).

# HAPPY NEW YEAR

A life spent making mistakes is not only more honorable, but more useful than a life spent doing nothing. George Bernard Shaw